



★ U.S. ARMY

IPPS-A Introduction

2024

One Soldier ★ One Record ★ One Army

Leadership Team TEAM

Project Management Office (PMO)



COL Matthew C. Paul
Project Manager
ASA(ALT), PEO EIS

LTC Ryan P. Martin
INC II Product Manager
ASA(ALT), PEO EIS

The IPPS-A PMO manages the development of IPPS-A. PMO is responsible for designing and developing the system, training development, testing, implementation, customer relations and lifecycle sustainment.

The IPPS-A Future Capabilities Office (FCO) Product Manager is responsible for the development of numerous capabilities that will either reside within the PeopleSoft ERP or integrate with IPPS-A.

Functional Management Division (FMD)



COL Rebekah S. Lust
Division Director
G-1 (TBAI)

SGM Paul J. Smith
Senior Enlisted Advisor
G-1 (TBAI)

FMD is the functional sponsor for IPPS-A. FMD is responsible for functional input including requirements definition, business process mapping, deployment, training strategy and change management.

IPPS-A Up Front



Total Force Visibility

1.1M Soldiers from all components in a single system



Top to Bottom View

Common Operating Picture:
Accessible by every level of the Army



Transparency

Offers transparency to Soldiers by allowing them to see where their action is



Pay Efficiency

Personnel actions trigger pay transactions automatically, reducing pay errors or delays



Mobile Accessibility

Accessible via Government Device or Personal Device for Self-Service Users



Service/Assistance

The Customer Relationship Module (CRM) offers another means for Soldiers to ask questions and get help instead of physically going to their S1 shop



Automation

Automates many manual/ paper processes (e.g., leave, awards, name changes)



Key Functionality

Awards • Promotions • Leave • PCS Orders
KSB Management • BI/Analytics
Strength Management • Search/Match Talent



Auditability

Provides auditability of transactions by logging user, date and action



Still Yet To Come

Soldier Pay • Sponsorship
In/Out Processing • Complete Marketplace

Problems We Are Solving



Disparate systems

200+ various HR and Pay systems



Disconnected processes

for HR and Pay systems; untimely Pay impacting readiness



Different systems

for HR and Pay for each Component



Labor intensive

to keep 200+ systems cyber compliant



System downtime

5500+ hours of system downtime in legacy systems impacting readiness



Inaccurate pay

causing significant Soldier debt (\$1B total)



Army paying DFAS

for separate Pay transactions linked to HR actions (~\$150M per year)



Not auditable

Army HR/Pay systems; Recurring AAA/DAIG/GAO audit findings and KPMG NFRs



Lack of visibility

for the Total Force and HR and Pay tracking/transparency for Soldiers, HR Professionals and Leaders



Industrial Era processes

Manual Talent Management not system linked to compensation; HR and Pay processes driven by pen and paper forms

Functional Capabilities

CUSTOMER RELATIONS MODULE

- Help Desk
- Soldier Inquiries
- Trouble Ticket Capability
- Action Tracking

HR SUPPORT

- Self-Service & Personnel
- Internal Controls
- Readiness & Manning
- Duty Status
- Disciplinary Actions
- Transfers
- Assignments
- Promotions
- Action Requests
- Reductions

- Comprehensive Talent Profile
- Self-Professed/Manage KSBs
- Talent Market Place
- Search Match

TALENT MANAGEMENT

- HR/TM
- Reporting & Analytics
- Strength Management
- Workflow/Audit/Internal Controls

BUSINESS INTELLIGENCE/ANALYTICS




Mobile App is Available for Download

BLUF

The IPPS-A mobile app provides IPPS-A users a convenient way of safely accessing IPPS-A self-service capabilities through DS Logon.

The critical enabler for submitting leave from your phone



Download on the
App Store

GET IT ON
Google Play

DoD DEM

First, ensure you have established a DS Logon Account (Username and Password), and verify CAC is registered.

To register a DS Logon account, go to DMDC Registration: <https://myaccess.dmdc.osd.mil/identitymanagement/>.

Visit the app stores above and search for "IPPS-A"

Self-Service: through your DS Logon (DoD username/password)

- Update address and contact information
- Upload your knowledge, skills and behaviors (KSBs)
- View personal profile
- View promotion points (semi-centralized)
- Submit / track personnel action requests (PARs)
- View and apply for job openings
- Assignments
- Request / view payroll absence (leave)
- Complete IPPS-A Training
- Submit / view help tickets known as Customer Relationship Management (CRM) cases

CAC Access: by Managers/HR Professionals (card reader and software required)

- DD93 Update
- Non Self-Service Actions (HR Professional or Commander)

Training: Drive the Change and Resources

BLUF

The Drive the Change Teams Channel offers weekly Over the Shoulder Support (OTSS), reinforcement training, and new release discussions.

- **OTSS:** Subject Matter Experts answer questions on Mon., Wed., and Fri. from 9 a.m. – 11 a.m. ET and Wed. from 6 p.m. – 8 p.m. ET
- **Reinforcement Training:** Training is provided on Wed. from 9 a.m. – 11 a.m. ET and 6 p.m. – 8 p.m. ET. When available, see the [Recordings folder](#).
- **New Releases:** Every other Friday at 9 a.m. ET, the Team discusses what changes have been implemented into the system during each release, as well as show screenshots and resources to assist users with the updates. These recordings/products are available in the [Drive the Change folder](#).

For more information, visit the [Drive the Change folder](#).

Check out S1NET for resources by topic:

The screenshot shows the IPPS-A S1NET interface. The main header is 'Integrated Personnel and Pay System - Army (IPPS-A) in S1NET Home Page'. Below the header are navigation tabs: Overview, Content, People, Subspaces, Reports. A 'SUB-TOPICS' section is highlighted with a red box and a '2' in a red circle. It lists: Battalion S-1 IPSS-A Training (highlighted with a red box and a '3' in a red circle), Brigade S-1 IPSS-A Training, Division G-1 IPSS-A Training, Corps G-1 IPSS-A Training, and IPSS-A Archive. A second screenshot shows the 'Battalion S-1 IPSS-A Training' page with navigation tabs: Overview, Content, People, Subspaces, Reports. Below this is a 'TRAINING RESOURCES' section with folders for OIC, NCOIC, and Clerk. To the right is a list of content items with filters and sorting options.

1. Log into [IPPS-A S1NET](#).
2. Go to Sub-topics in the upper left, each echelon is listed.
3. Click on an echelon to access all the related content.

Training is also available at Soldier Support Institute [Learning Resource Center](#) online.

Training: Videos and Demos

BLUF

Videos and demos are available on the IPPS-A S1Net page and YouTube.

YouTube Playlists:

- Release 3 Leaders Course
- Release 3 Self-Service Series
- IPPS-A Coffee Talk
- IPPS-A Podcast
- The Ippsons
- User-centric compilations:
 - ARNG
 - USAR
 - HRC
 - IMCOM
 - G1s
 - S1s
 - Commanders
 - Soldiers

IPPS-A S1Net: <https://www.milsuite.mil/book/community/spaces/apf/s1net/ipps-a/overview>

IPPS-A YouTube: <https://youtube.com/IPPSA>

IPPS-A Replays webpage: <https://ipps-a.army.mil/Replays-How-To-Videos/>

IPPS-A Replays, Season 1-2:

- Add Tile to Homepage
- Add Pages to Favorites
- Arrive Member to an Assignment
- Depart Member to an Assignment
- Create a Temporary Assignment
- Update a Duty Status
- Add or Update an Award
- Create an S1 Pool
- Update a Member in an S1 Pool
- Create an Upper Echelon Group
- Update a Member in an Upper Echelon Group
- Submit an Access Request on behalf of (OBO) a Member
- Submit a Case OBO Member
- Create an Award Recommendation PAR
- Create User Defined List
- Process a Reduction
- Initiate SFPA
- Remove SFPA
- Validate Unit Level Accountability

IPPS-A Replays, Season 3-4:

- Complete Member Elections
- Create Workflow Template
- Create POI Account Accurately
- Add POI Relationship
- Maintain POI Relationship
- Set Up Provider Group Accurately
- Manage Decentralized Promotion Roster
- Manage Semi-Centralized Promotion Roster
- Generate ETS Roster Using Ad Hoc Reporting
- Create Active Termination – Discharge Separation Assignment (MPD edition)
- Reassign Action Using Monitor Approvals
- SABIR – Force Composition
- SABIR – Unit Strength & Readiness
- SABIR – Enterprise
- SABIR – MOSI
- Submit Voluntary Retirement – Regular Army
- Submit Voluntary Retirement – ARNG & USAR

Functional Training: Demo Server Resources

BLUF

User Productivity Kits (UPKs), Manuals/Guides, Job Aids and Leaders Program are available within the IPPS-A Demo Server.

IPPS-A Demo Server:

<https://hr.ippsa.army.mil/upk/r3/demoserver/index.html>

Select a button from the UPK Instructions main menu:

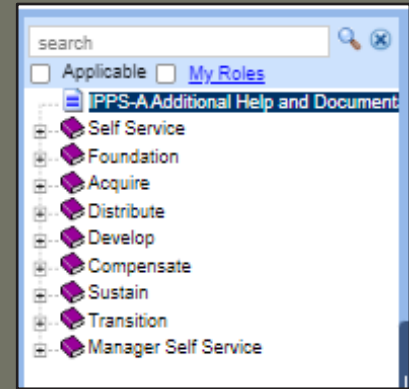
- R3 Overview Epic/Capability area overviews
- R3 UPKs Step by step instructional training aids
- R3 User Manual User Manual, Guides, and Job Aids
- R3 Leaders Program Individual leader videos on demand

IPPS-A Help File URL:

[Help File](#)

Deselect the Applicable check box on the main menu:

All Training UPKs may be found in this searchable library
 *Select + symbol to find desired subjects →



References and Field Input

Guides and Manuals	Comment Sheets
IPPS-A User Manual	IPPS-A User Manual Comment Tracker
Army National Guard Error Resolution	
AORS Integration User Guide	
CRM User Manual	
Error Resolution Foundation (HCM)	
HRC Master Workflow Template - UDL List	
Internal Control Compliance Guide	Internal Control Compliance Guide Comment Tracker
IPPS-A Cutover Guide	
IPPS-A Cutover Guides Summary of Changes	
IPPS-A ELM User Guide	
IPPS-A Interfaces (SV8)	
IPPS-A Subcategory Infographics	
IPPS-A TRA User Guide	
MOBCOP Integration User Guide	
Provider Group Reference Guide	
R3 Training Glossary	
RLAS Integration User Guide	
SFARS Integration User Guide	
MILPAY User Manual	

Job Aids
Assignment Deferment Process - Cutover
Automated Accession Business Process
Deletion of User Defined List
Enlisted Accession Assignment Job Aid
IPPS-A Example Task-Integrated Soldier from PCR to PRR
Manually Create Provider Group and Switch Business Unit to an IT Case
MPC Change - Mass Update
PSC_PPA_202212
Separation and Transfer Assignments Job Aid
IPPS-A MPD SmartBook
Canceled Absence Job Aid
HRC Jr Enlisted Promotions Job Aid
IPPS-A Self Service Guide
Self Service Personnel Record Review Job Aid
REDCAT Job Aid
OBIEE Job Aid
Re-Initiate Member Elections Job Aid

Resources are also available: [Training Aids](#) and [S1Net](#)

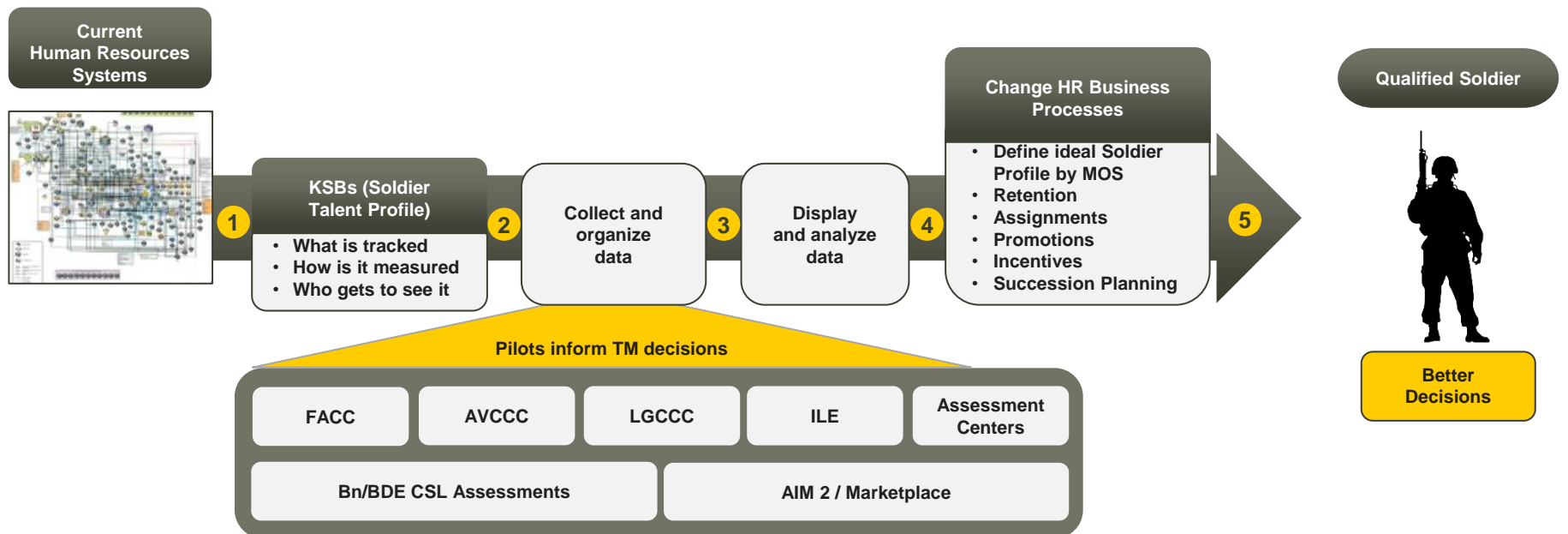
Talent Management Way Ahead with IPPS-A

BLUF

IPPS-A is the critical enabler for The Army People Strategy and its transition to a Talent Management system and a human resources data-rich environment.

Data is the center of gravity to facilitate change

Continued pilots by Army & Talent Management Task Force are critical and provide visibility that will change decision making



How Does IPPS-A Change MILPAY Processing?

HR TRIGGERS PAY

Eliminating separate manual pay transactions



HR Transactions on Soldier's record trigger pay



EXAMPLE

Soldier arrives to Afghanistan; Hardship Duty Pay-Location (HDP-L) starts for Soldier once they serve 30 consecutive days in country (IAW business rules); retroactively paid from arrival

BUSINESS RULES EMBEDDED

Eliminating primarily manual interpretation



Business Rules embedded within IPPS-A support "If / Then" scenarios electronically



EXAMPLE

If Soldier is involuntarily separated from Family (deployed) for more than 30 days, Soldier is eligible for Family Separation Allowance (DoD FMR)

SELF-SERVICE

Eliminating manual pay transactions/packets for Soldier



Allows Soldiers to request pay – impacting Personnel Actions (PARs) electronically via Self-Service



EXAMPLE

Absence Request (Leave) requested by Soldier via Mobile Self-Service. Leave taken upon approval (default) vs. after

ACTIVITY GUIDES

Eliminating manual pay transactions for Soldier



Guides Soldiers to complete certain tasks in specific order as applicable



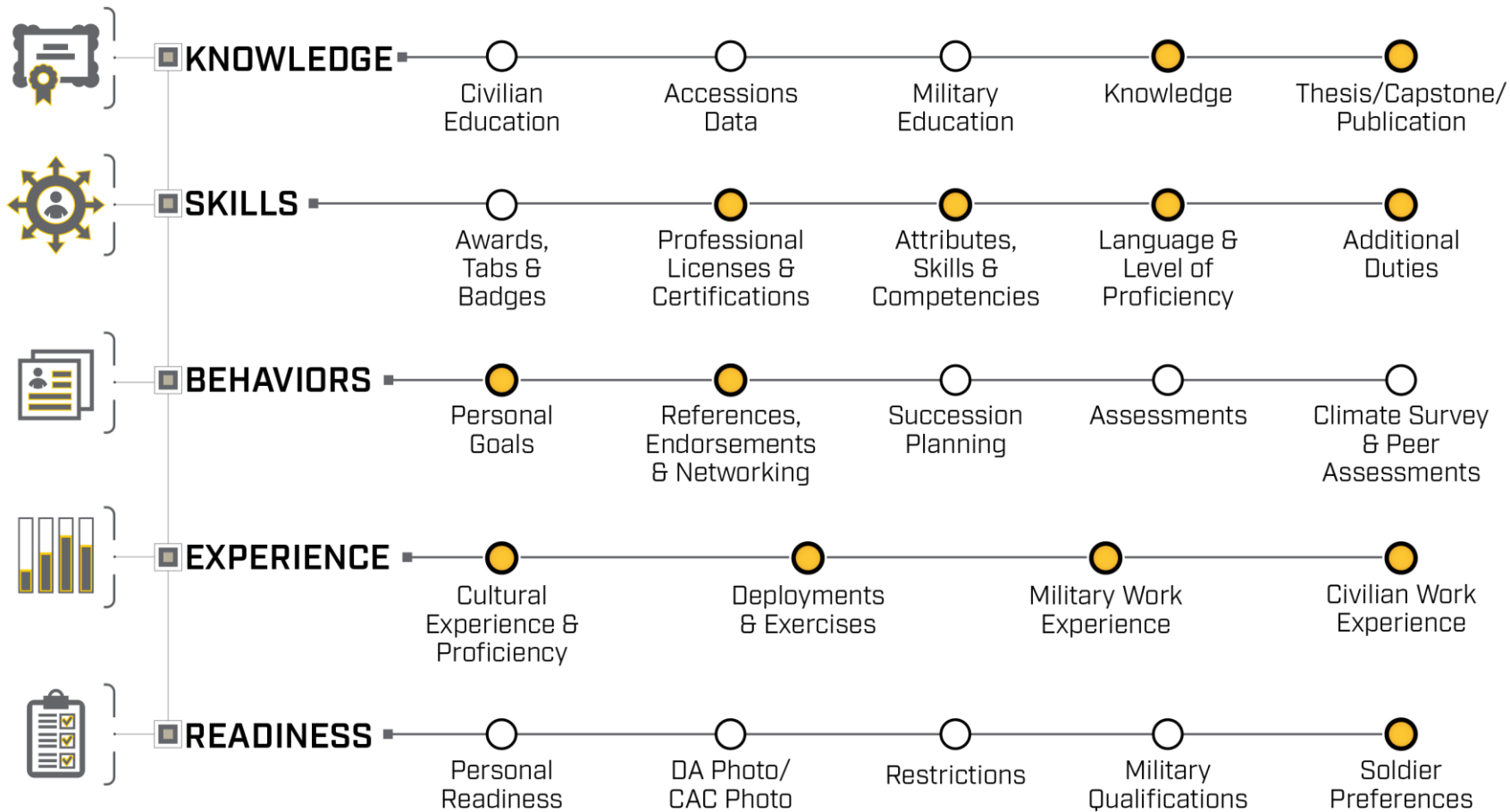
EXAMPLE

In-processing/onboarding process for a new hire that can include multiple users and numerous tasks or steps

The Soldier Talent Profile (STP)

BLUF

IPPS-A will deliver improved talent information flow and greater transparency between all Components of the Army to employ and retain its very best. The STP provides a detailed level of workplace characteristics on each Soldier in our force. This includes hundreds of data elements regarding knowledge, skills, behaviors, experiences and readiness. When pieced together, the data provides a holistic talent profile of a Soldier.




● Self-Professed: Soldiers upload/validate in IPPS-A STP ○ Army-Captured

Customer Support Resources

BLUF

S1 shops are your first line on IPPS-A. In addition, IPPS-A resources are also available within the system and online to assist users in learning the system.



REVIEW MANUALS, GUIDES, JOB AIDS and UPKS

1. Login to IPPS-A at Self-Service: <https://my.ippsa.army.mil> or Elevated Access: <https://hr.ippsa.army.mil/>.
2. Click Actions Menu in the upper right corner and select “Help.”
3. Uncheck the “Applicable” box to access “IPPS-A Additional Help and Documentation.”
4. Resource links are listed; find and click the appropriate resource.



UTILIZE THE ONLINE/MOBILE HELP CENTER

1. Login to IPPS-A at <https://my.ippsa.army.mil> or Elevated Access: <https://hr.ippsa.army.mil/>.
2. Click the “IPPS-A Help Center” tile.
 - 2a. To search for a question (FAQ), enter a keyword(s) into the top search field.
 - 2b. To create a help ticket (known as a CRM case), click on “Create a Case” tile.
3. Cases are automatically routed to the lowest level provider group (BN S1) for faster service.
4. To check on the status of your CRM case, click on the “My Cases” tile.



CONTACT THE IPPS-A HELP DESK

1-844-HR-IPPS-A (1-844-474-7772)

Email: usarmy.belvoir.peo-enterprise.mbx.ipps-a-help-desk@army.mil



JOIN THE DRIVE THE CHANGE TEAMS CHANNEL 1

- Do a keyword search to see if your question has been asked and answered. If not, post your question.
- Over the Shoulder Support is also available.
- For updates on latest releases, join on Fridays after a release at 9 a.m. ET.



JOIN THE CLOSED FACEBOOK GROUP (Peer-to-Peer Support)

- Do a keyword search to see if your question has been asked and answered.
- If not, post your question.

How Can Soldiers Learn about IPPS-A?

To follow IPPS-A:



facebook.com/armyippsa/



youtube.com/c/IPPSA



instagram.com/usarmy_ippsa



x.com/IPPSArmy



linkedin.com/company/ipps-a/



Podcast on Apple, Spotify, Google, Castbox, and more!



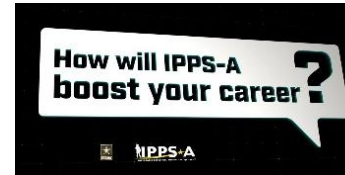
usarmy.pentagon.hqda-ipps-a.mbx.ipps-a@mail.mil



www.milsuite.mil/book/community/spaces/apf/s1net/ipps-a




Soldier/Self-Service Course




Self-Service Video Series



Replays: How-to Demos



User Manual




User Guide



Fact Sheets



IPPS-A Podcast



Coffee Talk



Ippsons